

May 14, 2018

For further information:

CBRE

Marketing & Communications

03-5288-9283

## Grade A Rents in Osaka and Nagoya Continue To Pick Up Tokyo Rents Remain Muted

CBRE today released its preliminary April 2018 data on office vacancy rates and average assumed achievable rents in Japan's three major cities: Tokyo, Osaka, and Nagoya.

In April 2018, the Grade A office vacancy rate in Tokyo was down 0.3 points month-over-month (m-o-m) to 2.0%, the Osaka Grade A vacancy rate was remained flat m-o-m to 0.2%, and the Nagoya Grade A vacancy rate was down 0.8 points m-o-m to 0.9%. Assumed Achievable Rents for Tokyo Grade A buildings remained flat m-o-m, Osaka Grade A rents were up 0.7% m-o-m, and Nagoya Grade A rents were up 0.6% m-o-m.

With regards to the All-Grade vacancy rate, Tokyo's 23 wards were down 0.1 points m-o-m to 1.3%, Osaka was down 0.1 points m-o-m to 1.8%, and Nagoya was down 0.4 points m-o-m to 1.6%.

For further details on each city, please refer to the following tables and charts.

### ■ Grade A Vacancy Rate

	Vacancy Rate						
	Q1 2017	Q2 2017	Q3 2017	Q4 2017	Q1 2018	Apr 2018	m-o-m
Tokyo	4.2%	3.7%	2.5%	1.8%	2.3%	2.0%	-0.3pts
Osaka	1.1%	0.5%	0.3%	0.3%	0.2%	0.2%	±0.0pts
Nagoya	5.2%	4.6%	4.6%	2.3%	1.7%	0.9%	-0.8pts

Source: CBRE

### ■ Grade A Assumed Achievable Rent

	Average Assumed Achievable Rent (JPY/Tsubo/Month)						
	Q2 2017	Q3 2017	Q4 2017	Q4 2017	Q1 2018	Apr 2018	m-o-m
Tokyo	35,950	36,300	36,500	36,450	36,500	36,500	±0.0%
Osaka	20,900	21,400	21,800	21,950	22,650	22,800	+0.7%
Nagoya	23,800	24,200	24,350	24,550	25,100	25,250	+0.6%

Source: CBRE

■ Grade A-Minus Vacancy Rate

	Vacancy Rate						
	Q1 2017	Q2 2017	Q3 2017	Q4 2017	Q1 2018	Apr 2018	m-o-m
Tokyo	1.8%	1.9%	1.6%	1.5%	1.2%	1.1%	-0.1 pts

Source: CBRE

■ Grade B Vacancy Rate

	Vacancy Rate						
	Q1 2017	Q2 2017	Q3 2017	Q4 2017	Q1 2018	Apr 2018	m-o-m
Tokyo	2.1%	1.7%	1.4%	1.5%	1.2%	1.0%	-0.2 pts
Osaka	2.9%	2.6%	2.5%	2.4%	1.7%	1.6%	-0.1 pts
Nagoya	2.9%	2.5%	2.6%	2.5%	1.8%	1.4%	-0.4 pts

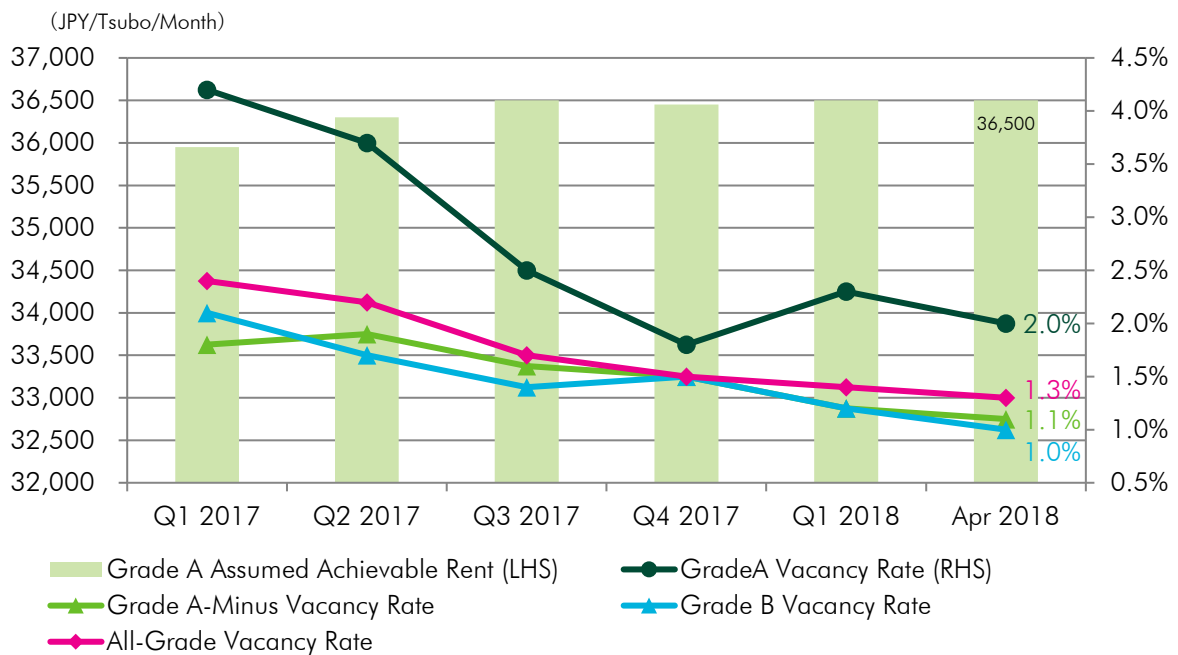
Source: CBRE

■ All-Grade Vacancy Rate

	Vacancy Rate						
	Q1 2017	Q2 2017	Q3 2017	Q4 2017	Q1 2018	Apr 2018	m-o-m
Tokyo 23 wards	2.4%	2.2%	1.7%	1.5%	1.4%	1.3%	-0.1 pts
Tokyo 5 central wards	2.3%	2.1%	1.6%	1.4%	1.3%	1.2%	-0.1 pts
Osaka	3.2%	2.9%	2.7%	2.5%	1.9%	1.8%	-0.1 pts
Nagoya	3.9%	3.4%	3.4%	2.6%	2.0%	1.6%	-0.4 pts

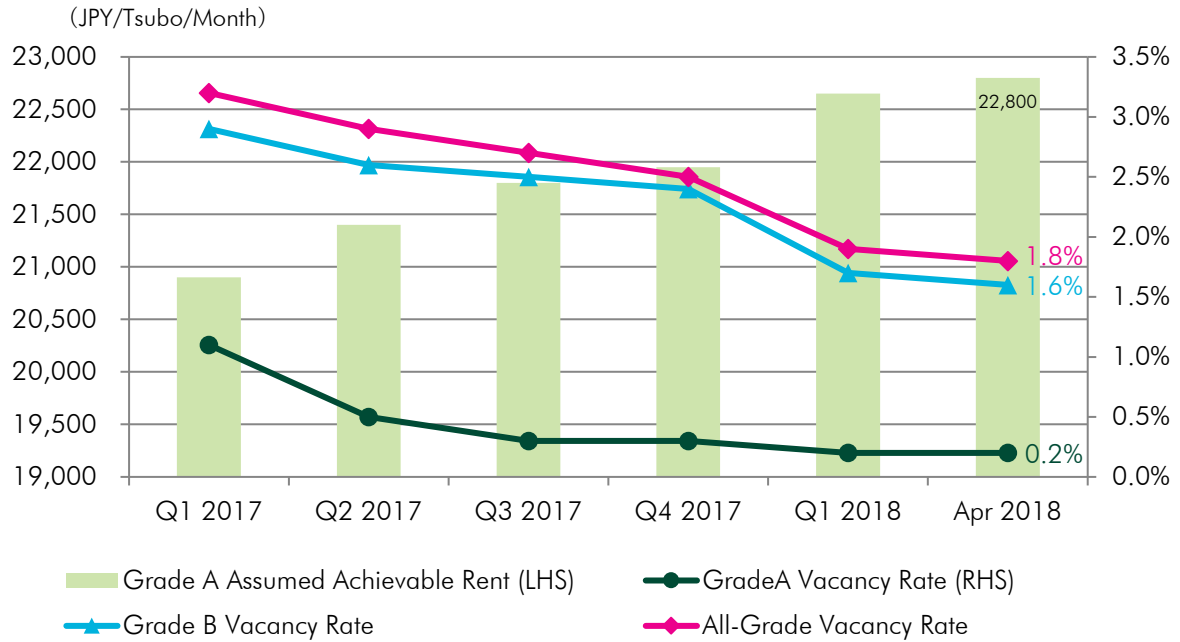
Source: CBRE

■ Tokyo



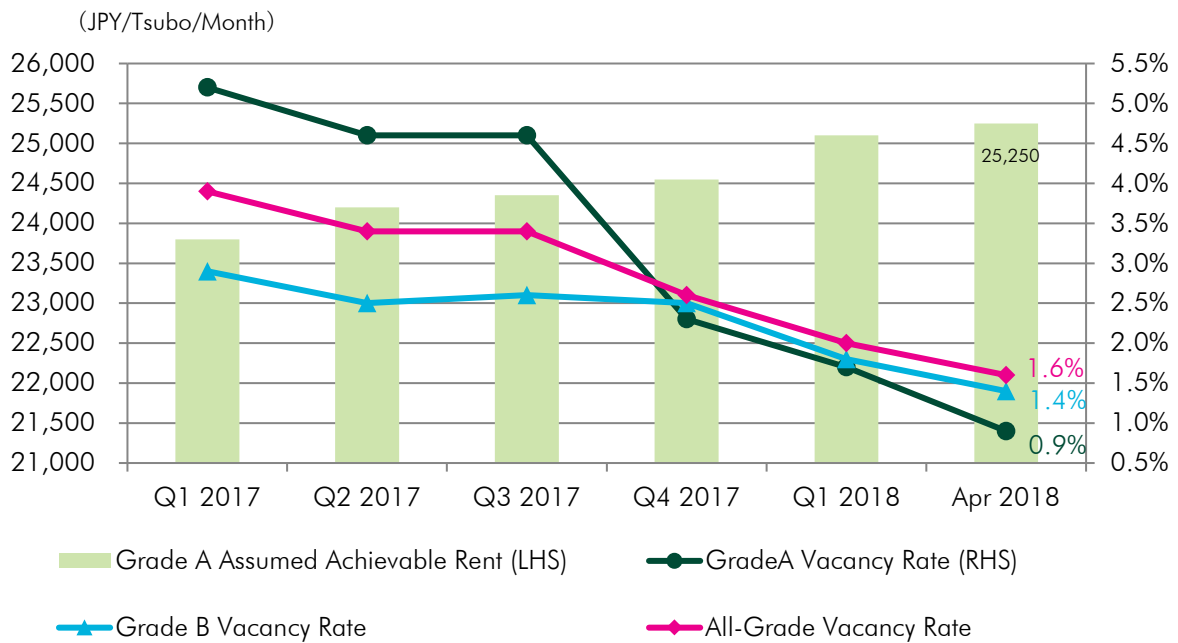
Source: CBRE

■ Osaka



Source: CBRE

■ Nagoya



Source: CBRE

## Survey Outline

□ Vacancy Rate	Vacancy is based on the data that was available at the time of compiling the survey
□ Assumed Achievable Rent	Assumed achievable rent is based on sample surveys of the applicable buildings (inclusive of service charges; not taking into account incentives such as free rent)
□ Definitions of Grades (Tokyo/Osaka/Nagoya)	<p>■ <b>Grade A</b></p> <p>As a general rule, buildings located in regions (*) with a high concentration of office buildings that fulfill the following conditions: typical floor plate of 350 tsubo or more (500 tsubo or more in Tokyo), net floor area of 6,500 tsubo or more, total floor space of 10,000 tsubo or more, and age of less than 11 years</p> <p>(*) Regions with a high concentration of office buildings: Tokyo – centered on the central 5 wards; Osaka – centered on Kita, Chuo and Yodogawa wards; Nagoya – centered on Nakamura, Naka, Higashi and Nishi wards</p> <p>■ <b>Grade A – Minus (Tokyo only)</b></p> <p>As a general rule, office buildings located in regions with a high concentration of office buildings that fulfill the following conditions: typical floor plate of 250 tsubo or more, net floor area of 4,500 tsubo or more, total floor space of 7,000 tsubo or more, and structure based on new earthquake resistance standards</p> <p>■ <b>Grade B</b></p> <p>As a general rule, office buildings located in regions with a high concentration of office buildings that fulfill the following conditions: typical floor plate of 2,000 tsubo or more (in Tokyo, typical floor plate of 200 tsubo or more and total floor space of less than 7,000 tsubo), and structure based on new earthquake resistance standards</p> <p>■ <b>All-Grade</b></p> <p>Rental office buildings within the office area comprising 13 cities nationwide set independently by CBRE, as a general rule with a total floor space of 1,000 tsubo or more and structure based on the new earthquake resistance standards</p>

[CBRE's next press release on the office market is scheduled for June 7, 2018.](#)

### About CBRE Group, Inc.

CBRE Group, Inc. (NYSE:CBRE), a Fortune 500 and S&P 500 company headquartered in Los Angeles, is the world's largest commercial real estate services and investment firm (based on 2017 revenue). The company has more than 80,000 employees (excluding affiliates), and serves real estate investors and occupiers through approximately 450 offices (excluding affiliates) worldwide. CBRE offers a broad range of integrated services, including facilities, transaction and project management; property management; investment management; appraisal and valuation; property leasing; strategic consulting; property sales; mortgage services and development services. Please visit our website at [www.cbre.co.jp](http://www.cbre.co.jp)

Official Twitter account for Japan: [@cbrejapan](https://twitter.com/cbrejapan)

**Disclaimer** This press release is to be used at the reader's discretion, and CBRE will not be liable for any legal framework or grounds for claims arising from deliberations, judgements or decisions made on the basis of this press release by the reader or any third party or the outcomes thereof.